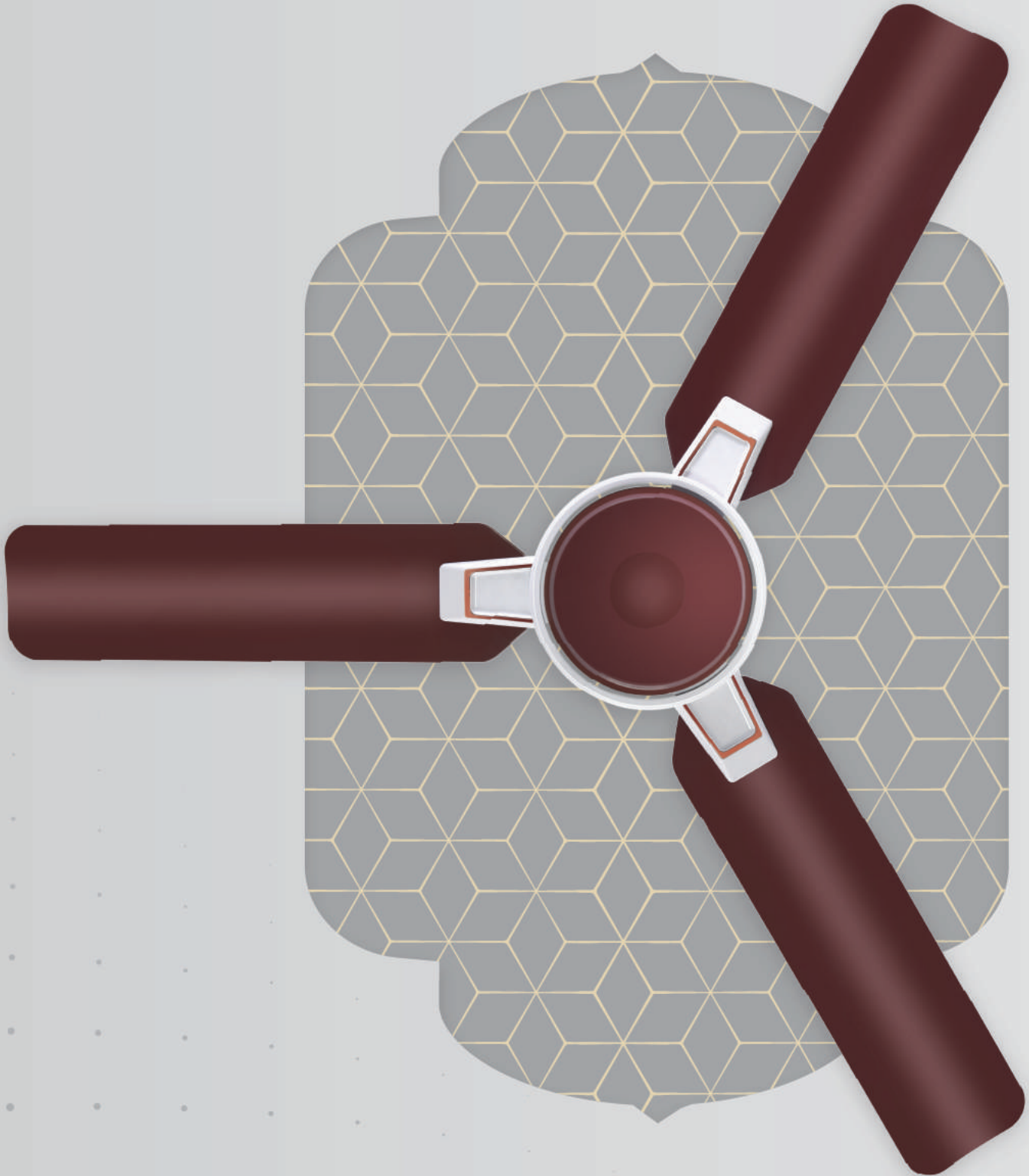


# Decorative Fans

An ode to the celebration of joy. Hindware Snowcrest Decorative ceiling fans exemplify the true meaning of happiness with its awe-inspiring beauty.




hindware  
SNOWCREST FANS



# Arija

New

SWEEP: 1200/900 mm



WHITE & GREY



BROWN & GREY



WHITE & BLACK

**2 YEARS**  
WARRANTY

Sweep (mm)	Air Delivery (m <sup>3</sup> /min)	Speed (RPM)	Wattage (W)
1200	210	400	75
900	130	430	65

ALUMINIUM BLADES  
For High Air Thrust



High Air Delivery



Easy To Clean Dust Resistant Blades



Double Ball Bearing For Smooth Operation



Aerodynamic Blades



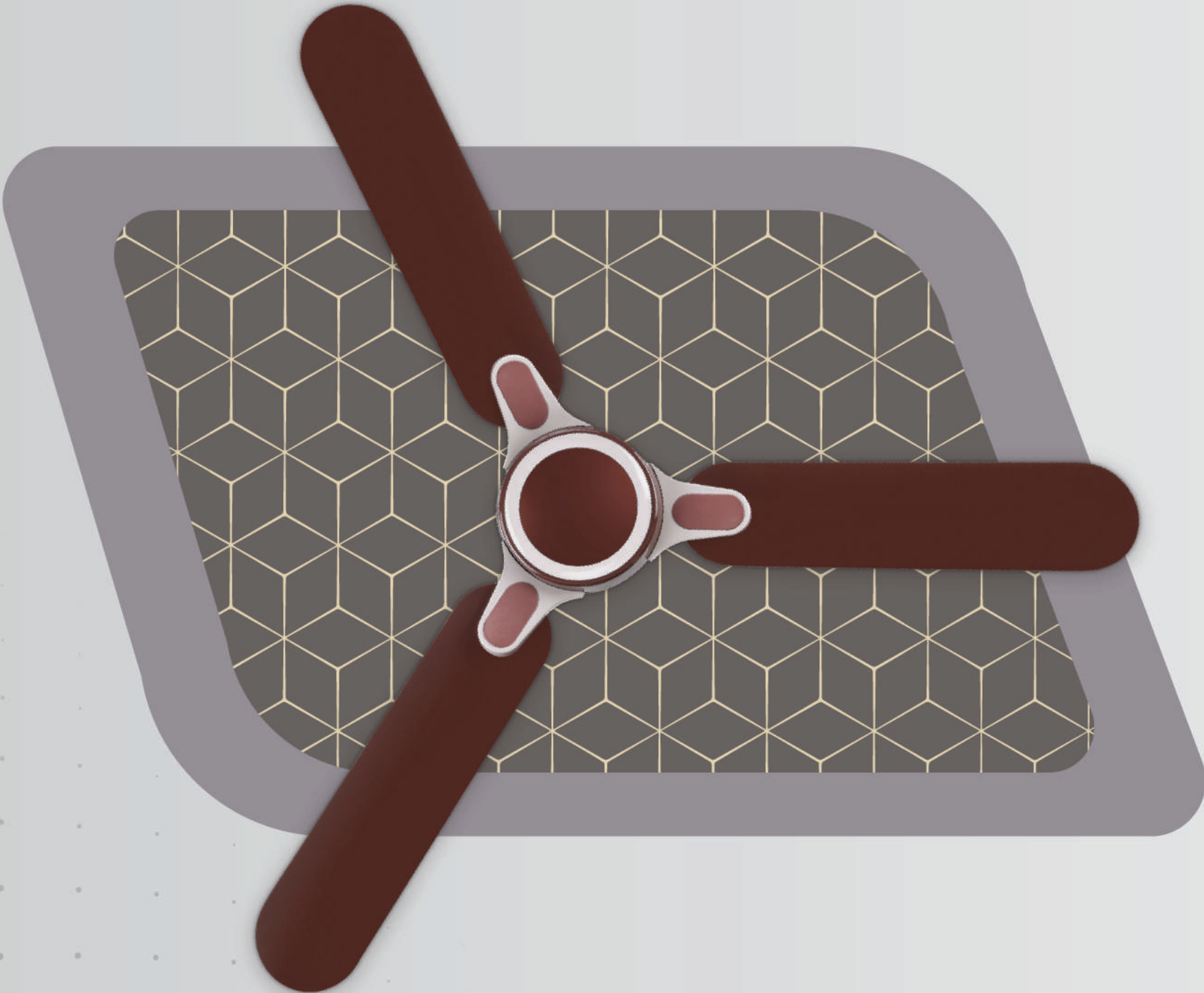
High Performance Motor



Premium Paint Finish

**hindware**  
SNOWCREST FANS









# Ventus


**SWEEP: 1200/900 mm**



WHITE & BIRKEN



BROWN & GREY



WHITE & GREY



DARK COFFEE COPPER

**2 YEARS**  
WARRANTY

Sweep (mm)	Air Delivery (m <sup>3</sup> /min)	Speed (RPM)	Wattage (W)
1200	210	400	75
900	130	430	65

**ALUMINIUM BLADES**  
For High Air Thrust



High Air Delivery



Easy To Clean Dust Resistant Blades



Double Ball Bearing For Smooth Operation



Aerodynamic Blades



High Performance Motor



Premium Paint Finish


**hindware**  
SNOWCREST FANS




# Jubilo Metallic

New

SWEEP: 1200 MM




METALLIC MOCHA BROWN



METALLIC ROSE GOLD



METALLIC WHITE



METALLIC BEIGE COPPER

METALLIC TOPAZ GOLD

METALLIC DARK COFFEE

**2 YEARS**  
WARRANTY

Air Delivery (m <sup>3</sup> /min)	Speed (RPM)	Wattage (W)
210	400	75

ALUMINIUM BLADES  
For High Air Thrust



High Air Delivery



Easy To Clean Dust Resistant Blades



Double Ball Bearing For Smooth Operation



Aerodynamic Blades




High Performance Motor



Premium Metallic Paint Finish

**hindware**  
SNOWCREST FANS





# Brisa Metallic

New

SWEEP: 1200 MM




METALLIC WHITE



METALLIC MOCHA BROWN



METALLIC ROSE GOLD



METALLIC BEIGE COPPER

METALLIC TOPAZ GOLD

METALLIC DARK COFFEE

**2 YEARS**  
WARRANTY

Air Delivery (m <sup>3</sup> /min)	Speed (RPM)	Wattage (W)
210	400	75

ALUMINIUM BLADES  
For High Air Thrust



High Air Delivery



Easy To Clean Dust Resistant Blades



Double Ball Bearing For Smooth Operation



Aerodynamic Blades



High Performance Motor



Premium Metallic Paint Finish

**hindware**  
SNOWCREST FANS







# Odilia New


SWEEP: 1200 MM



DARK WALNUT BRONZE



BIANCO



BIANCO



MIDBUFF

**2 YEARS**  
WARRANTY

Air Delivery (m <sup>3</sup> /min)	Speed (RPM)	Wattage (W)
210	400	75

ALUMINIUM BLADES  
For High Air Thrust



High Air Delivery



Double Ball Bearing For Smooth Operation



Aerodynamic Blades

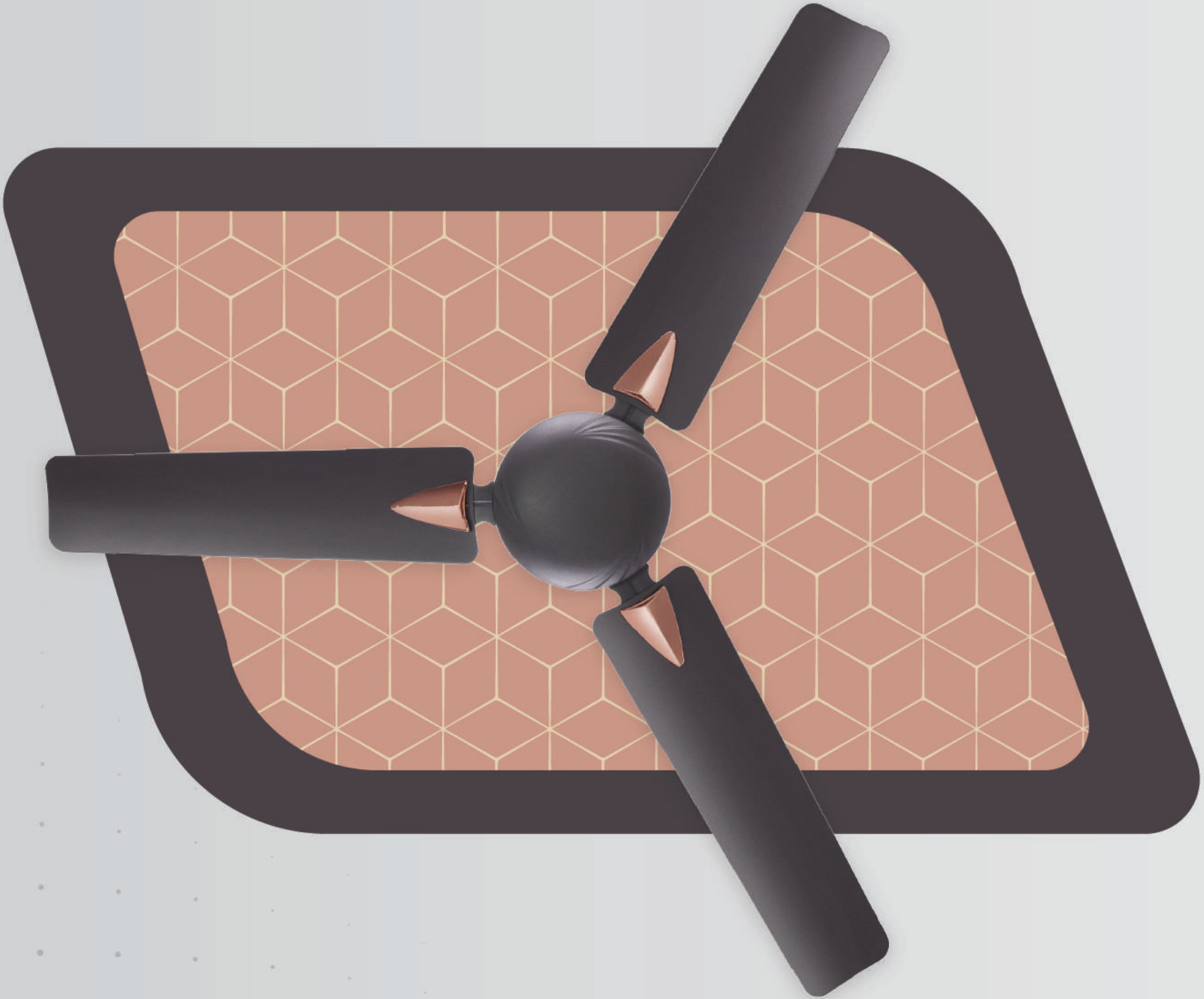


High Performance Motor



Premium Paint Finish

**hindware**  
SNOWCREST FANS



# Lira New


**SWEEP: 1200 MM**



DARK WALNUT BRONZE



BROWN



WHITE & BIRKIN



BIANCO & GOLD

**2 YEARS**  
WARRANTY

Air Delivery (m <sup>3</sup> /min)	Speed (RPM)	Wattage (W)
210	400	75

**ALUMINIUM BLADES**  
For High Air Thrust



High Air Delivery



Easy To Clean Dust Resistant Blades



Double Ball Bearing For Smooth Operation



Aerodynamic Blades



High Performance Motor



Premium Paint Finish

**hindware**  
SNOWCREST FANS



## Calculating 'Sweep': Know how sweep size is important when choosing a fan

The 'sweep' of a fan is determined by taking the distance from the edge of one blade to the centre of the motor and then doubling that number. For example, if the distance between the edge of one blade and the centre of the motor is 24", you would have a 48" (equals to 1200 mm) ( $24" \times 2 = 48"$ ) sweep ceiling fan. The length of the sweep determines the amount of air that a given fan is capable of churning.

You should ideally choose a sweep depending upon the size of your room. A larger room requires a fan with a longer sweep to keep it cool, whereas a smaller room can be effectively cooled with a fan of a shorter sweep.

### Ways to get the most out of your ceiling fan:

- The room should ideally be well-ventilated (there should be an open window or door)
- The gap between the ceiling and the blades should be at least 1 feet
- The fan (blades) should be at a height of 8 feet from the floor

### Calculate the ideal sweep for your room:

- Find out the prospective fans' sweep in millimeters and multiply it by 2
- Now match the figure against the table below to find the perfect fan for your room

Size of the room	Fan sweep in mm
Upto 10'x 10'	900 or 1050
10'x 10'	1200
10'x 10' or 12'x 12'	1400
More than 12'x 12'	2 or more fans recommended



*Specifications list*

*Super Premium Fans*

*Premium Fans*

Product Name	Elior	Delito	Juvo	Eleganza	Cayo	Araga	Ventus Metallic	Arija Metallic	Admiro
Sweep (mm)	1200	1200	1200	1200	1200	1200	1200/900	1200/900	1200
Air Delivery(m <sup>3</sup> /min)	220	220	210	225	225	225	210/130	210/130	225
Wattage	65	80	80	70	70	70	70/65	70/65	70
RPM	340	350	350	400	400	400	400/430	400/430	400



*Specifications list*

*Decorative Fans*

*Energy Saving Fans*

Product Name	Arija	Ventus	Jubilo Metallic	Brisa Metallic	Odilia	Lira	Velto	Thraver ECO	Salvo
Sweep (mm)	1200/900	1200/900	1200	1200	1200	1200	1200	1200	1200
Air Delivery(m <sup>3</sup> /min)	210/130	210/130	210	210	205	205	225	200	200
Wattage	75/65	75/65	75	75	75	75	33	50	75
RPM	400/430	400/430	400	400	400	400	380	350	350



*Specifications list*

*Classic Fans*

Product Name	Thraver	Thraver AL	Thraver S	Thraver S AL	Jubilo	Zeel	Brisa	Thraver	Mini
Sweep (mm)	1200	1200	1200	1200	1200	1200	1200	900	600
Air Delivery(m <sup>3</sup> /min)	205	205	205	205	205	205	205	205	100
Wattage	75	75	75	75	75	75	75	60	70
RPM	400	400	400	400	400	400	400	380	850



Specifications list	Wall Fans				Table Fans			
Product Name	Wave	Bliss	Frias HS	Frias NS	Wave	Bliss	Frias HS	Frias NS
Sweep (mm)	400	400	400	400	400	400	400	400
Air Delivery(m <sup>3</sup> /min)	90	70	90	70	90	70	90	70
Wattage	125	60	125	60	125	60	125	60
RPM	2100	1350	2100	1350	2100	1350	2100	1350



Specifications list	Pedestal Fans					
Product Name	Wave	Bliss	Frias HS	Frias NS	Cyclo	Exceto
Sweep (mm)	400	400	400	400	400	500
Air Delivery(m <sup>3</sup> /min)	90	70	90	70	120	145
Wattage	125	60	125	60	105	145
RPM	2100	1350	2100	1350	2100	1400



Specifications list	Exhaust Fans			
Product Name	Zorio AX	Zorio AX ARC	Zorio AX NEO	Zorio S
Sweep (mm)	100/150	100/150	100/150	100/150/200
Air Delivery(m <sup>3</sup> /min)	140/240	140/240	140/240	260/500/800
Wattage	20/24	20/24	20/24	26/32/38
RPM	2600/2100	2600/2100	2600/2100	1350/1320/1220

# Technical Specifications